

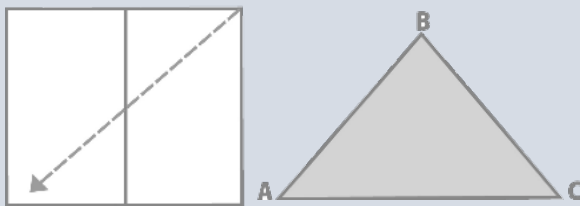
Organic Origami

Did you know that you can create your own kitchen bin liners with newspaper using a simple origami technique?

Here's how to do it!

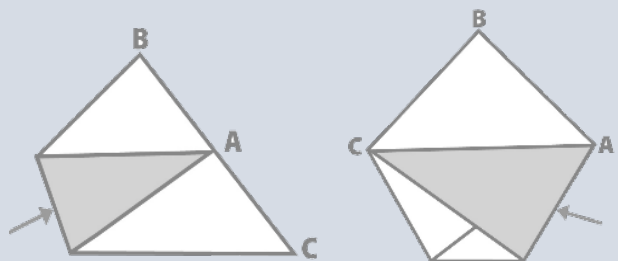
STEP 1

Fold a stack of 4 to 5 sheets of newspaper into a triangle.



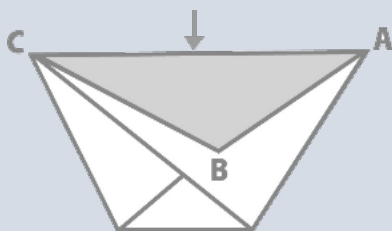
STEP 2

Fold corner A to middle of BC and fold corner C to middle of AB.



STEP 3

Fold down half of the newspaper at point B on one side, then flip it over and fold the remaining layers down on the other half.



STEP 4

Open the basket and place into the small kitchen bin.

